



**DELUXE COLLECTION**

# On-Tap Water Filtration Kit

AQP-OT



## **Congratulations on your purchase of a AquaPort On-Tap Water Filtration Kit.**

This unit is easy to install and provides great tasting water.

---

**Note: Please read through the instructions carefully before using or installing the product and ensure that the manual is kept in a safe place for future reference.**

**The system must be properly installed and located in accordance with the installation instructions before it is used.**

**During the set up of this product if you have any questions/ comments/ issues, DO NOT RETURN TO STORE.  
FOR SERVICE AND TECHNICAL ADVICE ON THIS PRODUCT FREE CALL 1300 764 325.**

---

Register your warranty online at [www.aquaport.com.au/warranty-and-registration](http://www.aquaport.com.au/warranty-and-registration)

### **CUSTOMER HOTLINE: 1300 764 325**

AquaPort Corporation Pty Ltd  
70 Hardys Road, Torrensville SA 5031

Telephone: 1300 764 325

Facsimile: 08 8354 0722

Email: [aquaport@aquaport.com.au](mailto:aquaport@aquaport.com.au)

Web: [www.aquaport.com.au](http://www.aquaport.com.au)

### **New Zealand Customers**

Telephone: 0800 210 190

Email: [info@aquaport.co.nz](mailto:info@aquaport.co.nz)

## WATER QUALITY

Caution: Do not use with water that is microbiologically unsafe or with water of unknown quality without adequate disinfection before or after the system. This product should only be used with water that has been adequately chlorinated or disinfected. For use with municipal cold water only. Do not run hot water (above 40°C) through the filter.

System Specifications	On Tap Filter
Filter reduces	Chlorine and Sediment
Filter life	30-90 days*
Applicable temperature	1-40°C

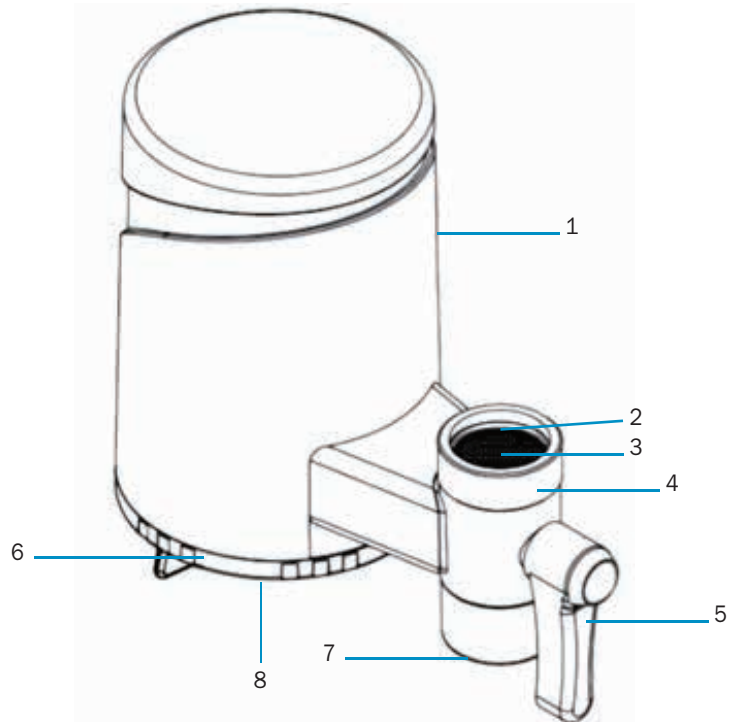
(\*depending on your water quality replacement may be required sooner)

## Parts Identification Diagram

1. Filter housing
2. Built-in washer
3. Mesh screen
4. Mounting collar
5. Water lever
6. Filter cartridge
7. Unfiltered water outlet
8. Filtered water outlet (underneath)



2x internal adapters and washers



### A. Installation instructions for female/internal threaded taps

1. Remove the aerator from the tap.
2. Select the proper adapter + corresponding washer which fits the tap's internal thread.
3. Place the washer onto the adapter.  
(Fig. 1)
4. Twist the adapter (counter clockwise) onto the tap by hand until tight. Do not tighten with pliers. Do not over-tighten.
5. Attach the filter system onto the tap by twisting the mounting collar onto the adapter by hand until tight. (Fig. 2) Do not tighten with pliers. Do not over-tighten.
6. Turn water on to detect any water leaks. If no water leakage, flush water through the filter for 2 minutes before use.



### B. If the tap has a male/external thread:

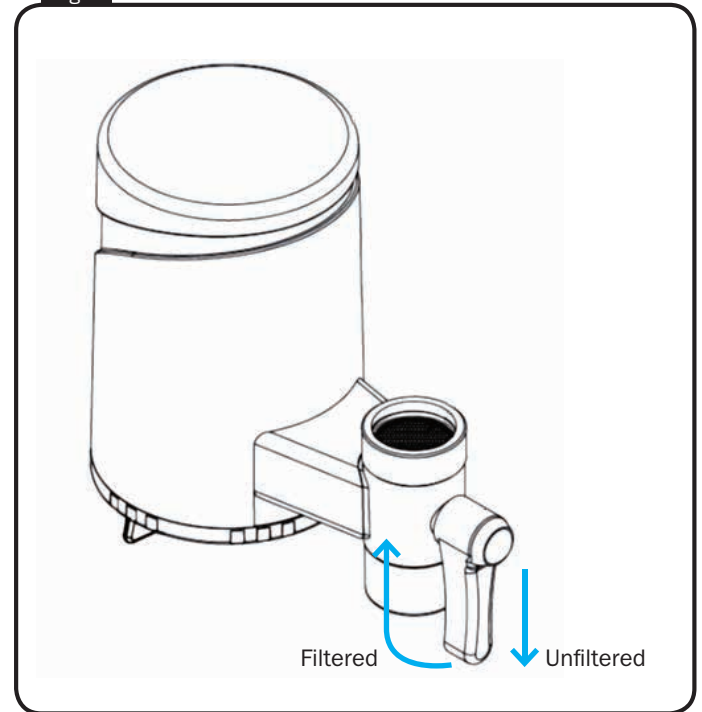
1. Remove the aerator from the tap.
2. Attach the filter system directly onto the tap by twisting the mounting collar (counter clock wise) onto the tap by hand until tight (Fig. 3). Do not tighten with pliers. Do not over-tighten.
3. Turn water on to detect any water leaks. If no water leakage, flush water through the filter for 2 minutes before use.



### C. Switching between unfiltered water and filtered water

Turn the water lever up (90 degree angle) to get filtered water and downwards for unfiltered water. (Fig. 4)

Fig 4



#### D. Filter Cartridge Replacement

1. Turn water off and remove the filter system from the tap before changing the filter cartridge to avoid damage. Remove the filter system from tap by twisting the mounting collar clockwise.
2. Remove the old cartridge according to the direction of the open arrow on the base of filter. (Fig. 5)
3. Load the new filter cartridge in and turn to close according to the direction of the close arrow on the base of filter. (Fig. 6)
4. Re-attach filter system to tap.

The filter cartridge should be replaced every 30-90 days. Depending on your water quality replacement may be required sooner.

Cartridge replacement product code: **AQP-OT-RF2**



Fig 5

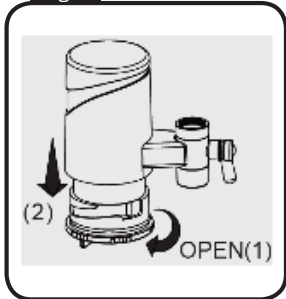
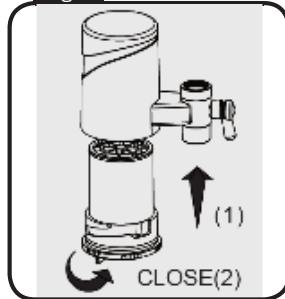


Fig 6



### **Your AquaPort Australian 12 Month Repair or Replacement Warranty**

AquaPort warrants this appliance to the first purchaser and subject to the stated conditions:

Warranty covers any defects in material or workmanship in the manufactured product within the first twelve months from date of purchase.

To make a warranty claim you must call AquaPort on toll free number 1300 764 325 for instructions.

Product will be repaired or replaced at our discretion. Repair or replacement costs will be covered under warranty by AquaPort.

Goods presented for repair may be replaced by refurbished goods of the same type rather than being replaced. Refurbished parts may be used for the repair of goods.

Warranty does not cover filter cartridge which is a consumable unless proven to have defects in material or workmanship in the manufactured product.

The benefits given to you by this warranty are in addition to other rights and remedies of the consumer law in relation to the goods or services to which this warranty relates.

Our goods come with guarantees that cannot be excluded under the Australian Consumer Law. You are entitled to a replacement or refund for a major failure and compensation for any other reasonable foreseeable loss or damage.

You are also entitled to have the goods repaired or replaced if goods fail to acceptable quality and the failure does not amount to a major failure.



**Conditions Of This Warranty:**

1. This product has been fully installed in accordance with the user manual installation instructions.
2. The warranty extends only to repairing or replacing any component that proves to be defective in material or workmanship.
3. The warranty does not cover defects occasioned by misuse, alterations, accidents, or used for other than the intended purpose.
4. The warranty does not cover use of this product where water is microbiologically unsafe or of unknown quality, without adequate disinfection before or after the system.
5. The warranty does not cover damage to the product caused by accident, fire, or floods, power surges or blackouts.

**Please keep purchase receipt in a safe place.**

To enable us to register your warranty and provide service should a problem occur, we recommend you register your warranty online at: [www.aquaport.com.au/warranty-and-registration](http://www.aquaport.com.au/warranty-and-registration)

**Customer Care 1300 764 325**

Aquaport Corporation Pty Ltd  
70 Hardys Road, Torrensville SA 5031  
Customer Care 1300 764 325

**New Zealand Customers**

Telephone: 0800 210 190  
Email: [info@aquaport.co.nz](mailto:info@aquaport.co.nz)

---

---

---

---

---

---

---

---

---

---

---

---

---

---

---

---

---

---

---

---

---

---

---





**CUSTOMER HOTLINE: 1300 764 325**

Aquaport Corporation Pty Ltd  
70 Hardys Road, Torrensville SA 5031  
Telephone: 08 8354 0711  
Facsimile: 08 8354 0722  
Email: [aquaport@aquaport.com.au](mailto:aquaport@aquaport.com.au)  
Web: [www.aquaport.com.au](http://www.aquaport.com.au)

**New Zealand Customers**

Telephone: 0800 210 190  
Email: [info@aquaport.co.nz](mailto:info@aquaport.co.nz)